
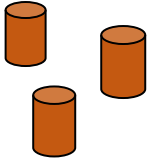
































PL – precvičujeme počítanie do 4

1. Spočítaj a počet zapiš bodkami.

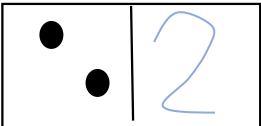
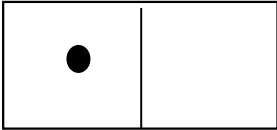
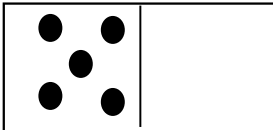
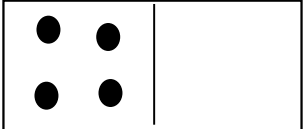
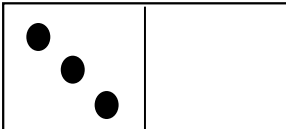
				
				

2. Dokresli do daného počtu.


3. Vyfarbi , aby bolo...

4 	2     
5  	4     
3 	5      
2 	3     

3. Dopln domínové karty tak, že dopíšeš rovnaké číslo.

4. Dopln domínové karty tak, že doplníš rovnaký počet bodiek.

2		4		5		3		1	
---	---	---	--	---	--	---	--	---	--

5. Spočítaj všetky bodky na dominovej kocke a spoj s rovnakým číslom.

The image shows a matching exercise. At the top, there are three dominoes: the first has 1 dot on the left and 3 dots on the right; the second has 3 dots on the left and 2 dots on the right; the third is blank on the left and has 1 dot on the right. Below these are three more dominoes: the first has 1 dot on the left and 1 dot on the right; the second has 4 dots on the left and 1 dot on the right; the third has 1 dot on the left and 3 dots on the right. A blue line connects the first domino (1 and 3) to the second domino in the second row (4 and 1). At the bottom is a horizontal strip with five boxes containing the numbers 5, 4, 3, 2, and 1 from left to right.

5. Precvič si písanie číslíc.

The image shows four rows of handwriting practice on lined paper. The first row is for the number 4, with a solid example followed by four dotted versions. The second row is also for the number 4, with a solid example followed by four dotted versions. The third row is for the number 4, with a solid example followed by four dotted versions. The fourth row is for the number 8, with a solid example followed by four dotted versions. The fifth row is for the number 2, with a solid example followed by four dotted versions. The sixth row is for the number 1, with a solid example followed by four dotted versions.